

PROSPECTORS &
DEVELOPERS
ASSOCIATION
OF CANADA

ASSOCIATION
CANADIENNE DES
PROSPECTEURS ET
ENTREPRENEURS

TOWARD A SAFE DAY EVERYDAY

The Canadian Mineral Exploration
Health & Safety Annual Report
2012/2013



WWW.EXPLORATIONSURVEY.CA

The Association for Mineral Exploration British Columbia (AME BC) and the Prospectors & Developers Association of Canada (PDAC) conduct an annual industry health and safety survey. Here are some of the findings from the 2012 and 2013 surveys.

The good ...

93% of respondents reported having a health and safety program in 2013 – a record, up from 85% of respondents in 2012.

89% of respondents always had an emergency response plan for each site in 2013, up from 86% in 2012 (Even better, 90% of respondents conduct health and safety simulation exercises).

11.2 million worker hours (the equivalent of 5,600 full-time employees) were included in the 2012 survey and 4.3 million worker hours were included in the 2013 survey. The reduced number of hours in 2013 is largely attributed to an industry downturn.

The lost workday incident frequency in 2012 was 0.85 per 200,000 hours, nearly half the rate for all Canadian industries as reported by the Association of Workers Compensation Boards of Canada at 1.65. The lost workday incident frequency edged up in 2013 to 1.09 per 200,000 hours (similar data for all Canadian industries for 2013 is not yet available).

But ...

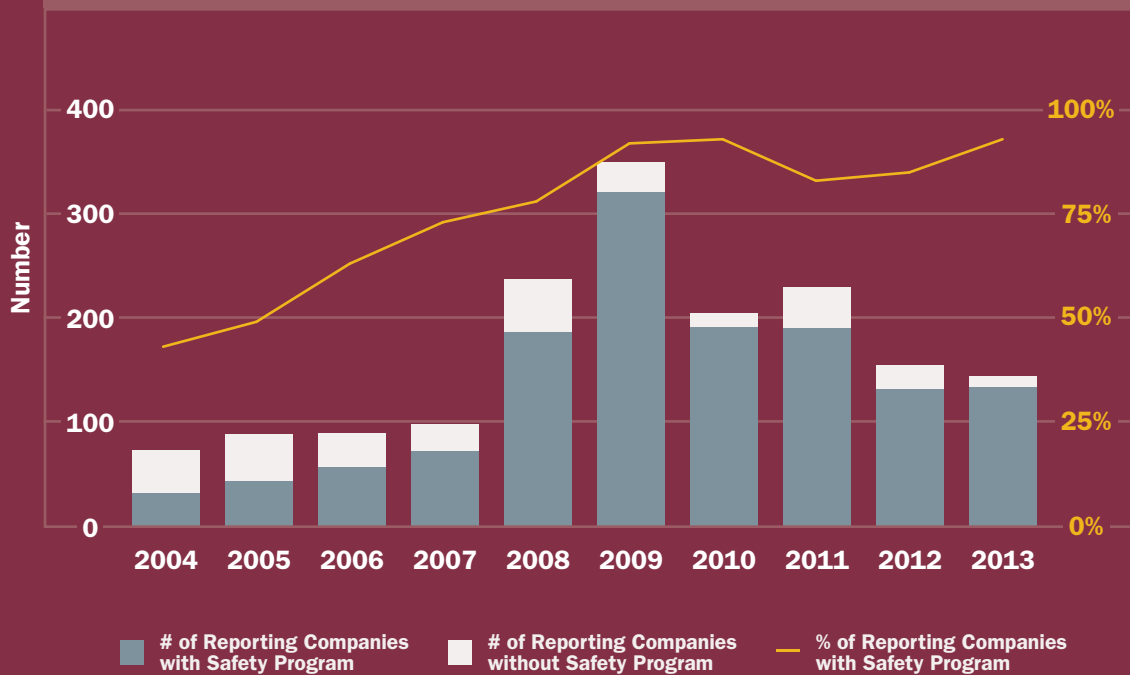
Only 156 organizations active in mineral exploration in Canada reported on their safety practices in 2012; this number decreased slightly to 146 in 2013.

SAFETY REPORTING

Reporting Summary

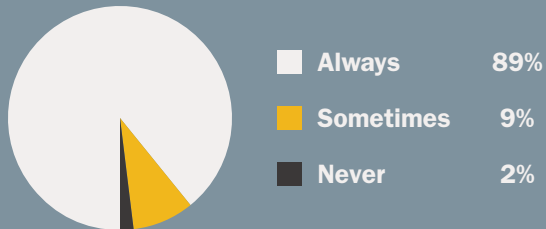


Safety Programs

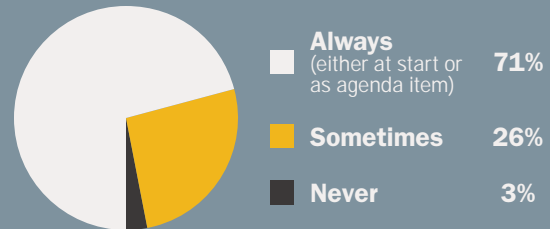


LEADING INDICATORS

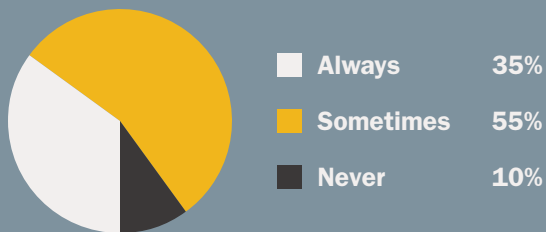
Emergency Response Plan at Each Site



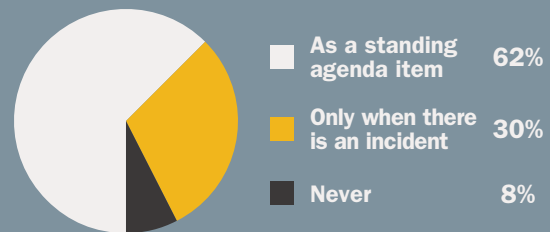
Health and Safety Discussed at Project Site Meetings



Emergency Simulation Exercises



Health and Safety Discussed at Board of Directors' Meetings



What are leading and lagging indicators?

Leading indicators are measures of actions taken prior to incidents happening. For example, safety meetings.

Lagging indicators are measures of actions taken after incidents happened. For example, number of lost time accidents.

Actions prior to incidents happening have the objective of preventing the incident in the first place. These also tell us what kind of incidents happened. An incident is any event that may have implications on the health and safety of workers; not all incidents are injuries – not all incidents result in physical harm or damage to a person.

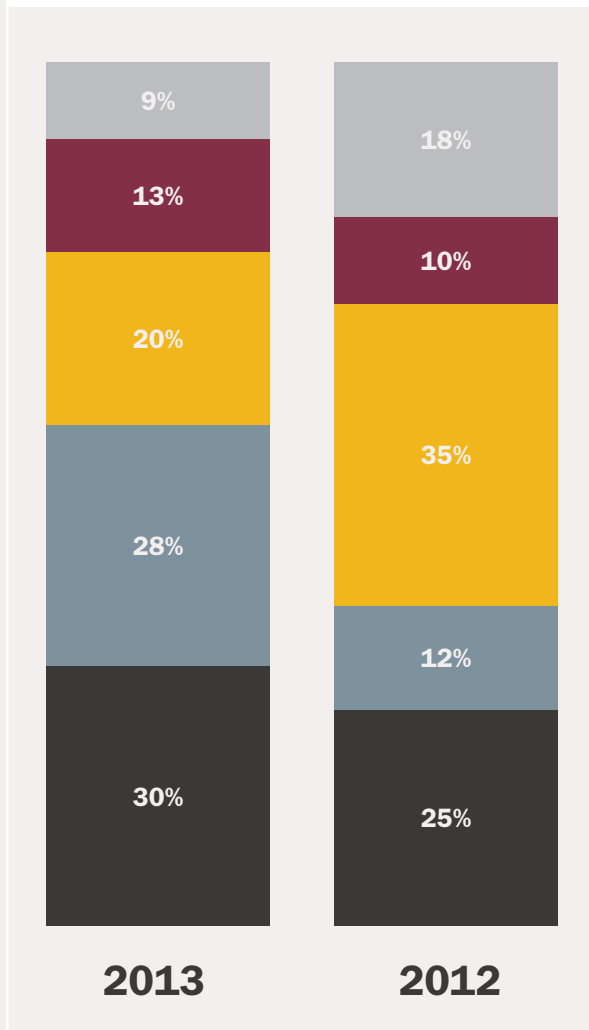
LAGGING INDICATORS

2013 Overview

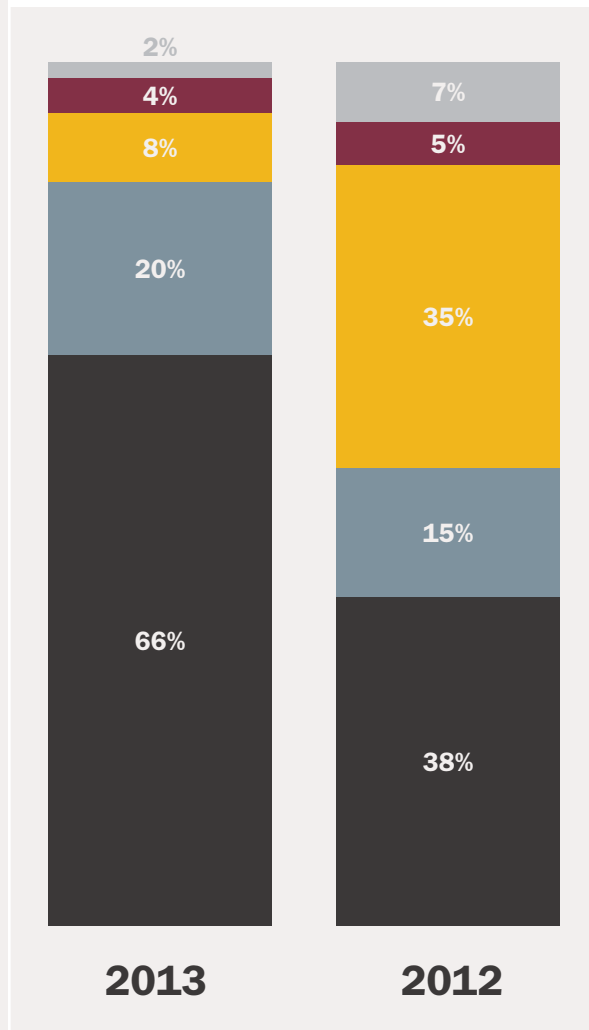
# of companies	80
# of incidents	536
# of hours	4.2 million



Incidents by Activity



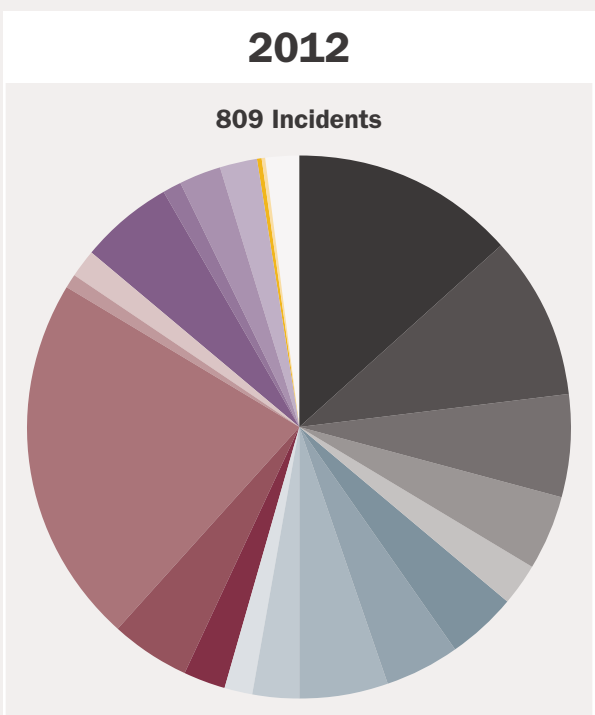
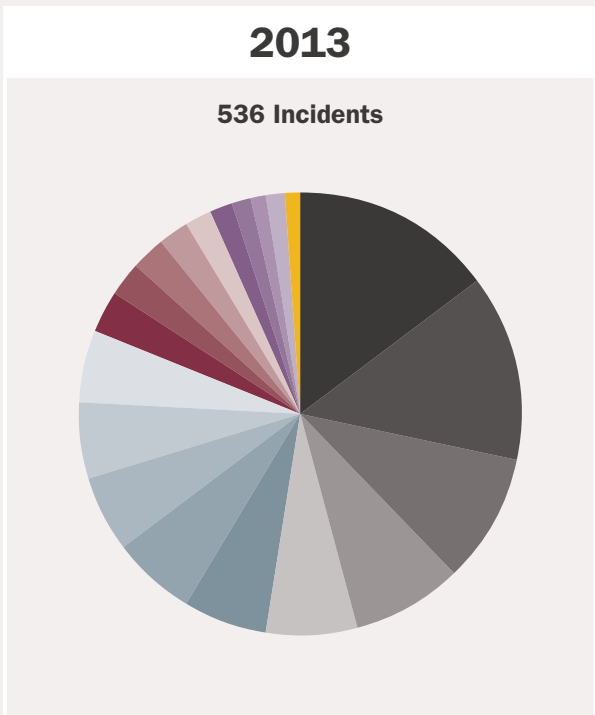
Lost Time and Restricted* Incidents by Activity



*also called Lost Time and Light Duty

Cause of Incident

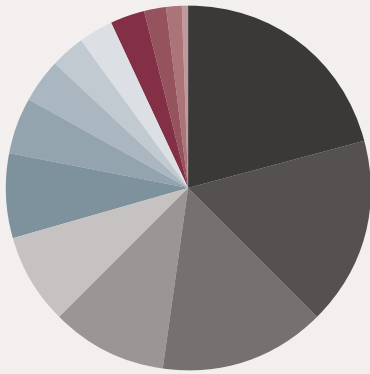
	2013	2012
■ Slip/fall	15%	13%
■ Drilling machinery related	13%	10%
■ Tool use	10%	6%
■ Object related	8%	4%
■ Automobile	7%	3%
■ Falling object	6%	4%
■ Vehicle - other	6%	4%
■ Camp equipment related	6%	5%
■ Helicopter	6%	3%
■ Other	5%	2%
■ Animal	3%	2%
■ Improper lifting	3%	5%
■ Field work	2%	22%
■ Snowmobile	2%	1%
■ Weather	2%	2%
■ Improper operation	2%	6%
■ ATV	1%	1%
■ Chemical	1%	3%
■ Medical condition	1%	2%
■ Airplane	1%	<1%
■ Boat	-	<1%
■ Not specified	-	2%



Nature of Injuries

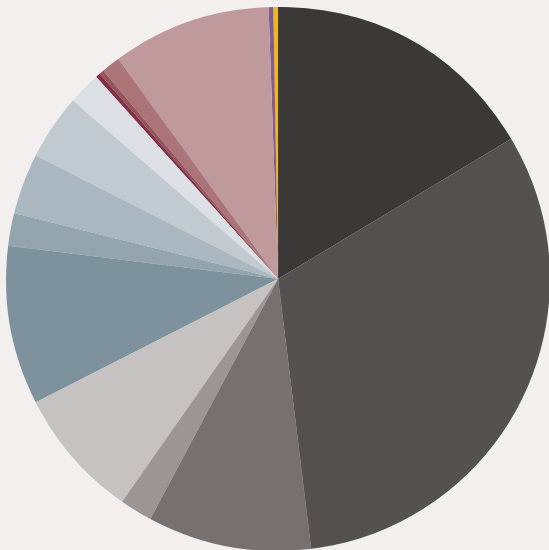
2013

Total Injuries: 233



2012

Total Injuries: 517



2013 2012

	2013	2012
■ Cut	21%	17%
■ Bruise/Muscular	17%	31%
■ Sprain	15%	10%
■ Skin	10%	2%
■ Back	8%	8%
■ Eye	7%	9%
■ Allergy	5%	2%
■ Skeletal	4%	3%
■ Chemical or burn/scald	3%	4%
■ Internal	3%	2%
■ Other	3%	<1%
■ Frostbite	2%	<1%
■ Pre-existing	1%	1%
■ Not specified	<1%	9%
■ Hyperthermia	-	<1%
■ Hypothermia	-	<1%

FATALITIES

2014 – Bulldozer

A tree struck a bulldozer as two contract workers with a drilling company were leaving a mineral exploration site on June 25. A 26-year-old worker was pinned, resulting in a fatality.

2013 – ATV

A 63-year-old contract worker at a mineral exploration project was fatality injured while operating an ATV on August 31 near Marathon, Ontario. The contractor was driving a four-wheel ATV, and appears to have missed a turn on a bush trail, resulting in a fall over an embankment.

2012 – Avalanche

A 50-year-old surveyor died in an avalanche at a mineral exploration camp near Stewart, BC, just before 4 p.m. on October 23.

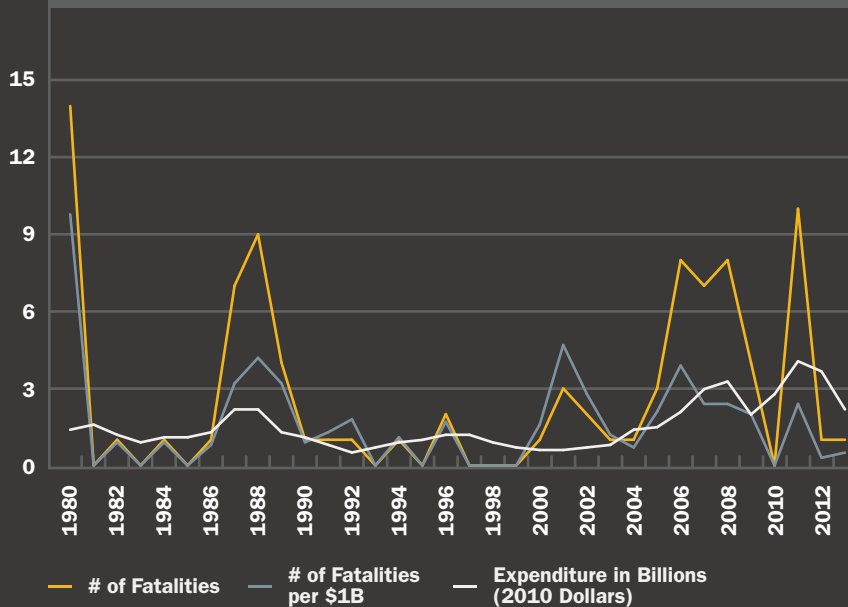
Two experienced surveyors were working on a slope taking GPS coordinates near the camp when an avalanche occurred. One of the workers was able to get to safety; the other was swept off a cliff into a gully and did not survive. A trained emergency rescue team was at the site within minutes.

The Canadian Avalanche Centre had defined the BC northwest coastal region as having early winter conditions; daily avalanche bulletins were scheduled to begin four weeks later on November 20.

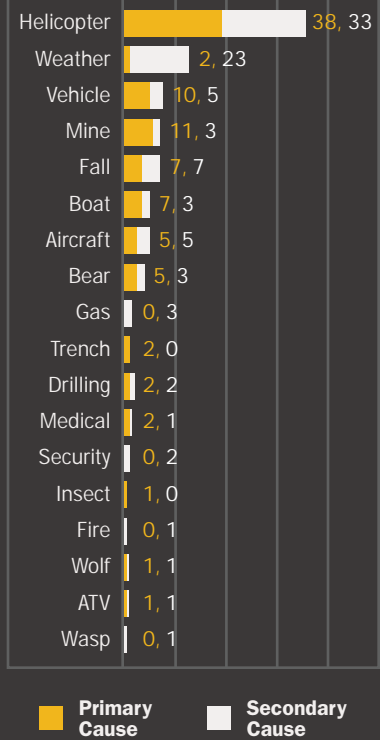
Overall, there have been **94 fatalities** in mineral exploration since 1980, an average of nearly three per year although there have been several fatality-free years, most recently in 2010. Causes of fatalities, both primary and secondary, are listed below.

Fatalities, and as recent data suggest, injury rates have generally corresponded with peaks of activity in the industry. AME BC and the PDAC hope that industry can learn from this trend to prevent any further fatalities in Canada's dynamic mineral exploration industry.

**Fatalities in Mineral Exploration in Canada
1980 – 2013**



**Cause of Fatalities
1980 – 2014**



WHAT YOU CAN DO

The leading preventive measures to safeguard against incidents can be summarized as follows:

- 1 Check that proper equipment and procedures are in place, are functioning properly, are used in all operations, and that procedures are understood by all personnel;
- 2 Check that employees use appropriate personal protective equipment (PPE) and caution in all situations;
- 3 Eliminate unnecessary driving or use extreme caution while driving in hazardous conditions;
- 4 Use extra caution in slippery environments, particularly over logs and in steep terrain;
- 5 Do not lift or carry heavy objects without assistance;
- 6 Use ergonomic lifting techniques; and
- 7 Do not rush any aspect of a program.
- 8 Train employees fully in all of their duties.

It is also important to note that employers are legally responsible to ensure that all employees and contractors:

- ✓ have safety programs in place;
- ✓ provide personal protective and safety equipment;
- ✓ adequately train and supervise personnel; and
- ✓ ensure employees and contractors follow safe work guidelines.

Resources

Safety Guidelines and Manuals

The PDAC Field Safety Pocket Guide is available in English, French and Spanish. The guide includes a variety of safe fieldwork practices that will increase one's awareness of the risks, hazards and dangerous situations inherent in exploration work. The pocket guide is available from the PDAC; it can also be downloaded at <http://www.pdac.ca/policy/health-safety/policy/2011/01/06/health-safety-field-guide>.

A comprehensive source of safety information for mineral exploration focused on Western Canada is AME BC's Safety Guidelines for Mineral Exploration in Western Canada. The guidelines are available online at <http://www.amebc.ca/policy/health-safety/safety-guidelines/safety-guidelines-for-mineral-exploration-in-western-canada> and from the AME BC office.

More detailed information is available in the e3 Plus Health & Safety in Exploration Toolkit developed by the Health & Safety Committee of the PDAC. This toolkit is available online at www.pdac.ca/e3plus.



COMPLETE THE CANADIAN MINERAL EXPLORATION HEALTH & SAFETY SURVEY: EXPLORATIONSURVEY.CA

OUR AWARD RECIPIENTS

2012 and 2013 Safe Day Everyday Gold Award

Congratulations to BHP Billiton Canada Inc. for recording 560,440 hours of exploration work without a lost workday incident in 2012, compared to 391,549 hours in 2011. The 2013 Safe Day Everyday Gold award for 2013 was presented to Geotech Drilling Services Ltd. for achieving 308,848 hours without a lost workday incident.

2012 Safe Day Everyday Award

Congratulations to the following companies for achieving a lost-workday free record in 2012 – consecutive years of winning the award are in parentheses.

Alexco Resources (2)
Altius Resources Inc
Amarc Resources Ltd.
Anglo American Exploration (Canada) Ltd. (4)
AREVA Resources Canada Inc.
AuRico Gold Inc (2)
Aztec Geoscience Inc. (2)
BHP Billiton Canada Inc. (2)
Black Panther Mining Corp
Buchans Minerals Corp (2)
Burton Consulting Inc
Canada Zinc Metals Corp
Canadian Zinc Corp
Cariboo Rose Resources Ltd
Casselman Geological Services Ltd.
Constantia Resources Ltd.
Copper Fox Metals Inc
Copper Mountain Mining Corp
De Beers Canada Inc. - Exploration Division
Durfeld Geological Management Ltd (2)
Eagle Hill Exploration Corporation (4)
Eastfield Resources Ltd.
Endurance Gold Corporation (3)
FB Drilling Ltd (4)
Finlay Minerals Ltd.
Fjordland Exploration Inc (6)
Fladgate Exploration Consulting Corp
Geological Survey of Newfoundland and Labrador (3)
Gold Reach Resources Ltd
Huakan International Mining Inc (3)
IAMGOLD Corporation
Imperial Metals Corporation
Independence Gold Corp
International Bethlehem Mining Corp
Jien Nunavik Mining Exploration Ltd
KGHM International Ltd. (4)
Kiska Metals Corporation (2)
Lakehead Helicopters Inc. (2)
Laurion Mineral Exploration Inc. (2)
Lorraine Copper Corp
Messina Minerals Inc
Minfocus Exploration Corp.
New Brunswick Geological Surveys Branch
Northern Tiger Resources Inc.
Ontario Geological Survey (5)
Pacific Ridge Exploration Ltd
Purepoint Uranium Group Inc
Quartz Mountain Resources Ltd
Rainy River Resources Ltd
Royal Nickel Corporation
Serengeti Resources
Teck Resources Limited (5)
TerraLogic Exploration Inc
Trevalli Mining Corporation
Vale Exploration Canada (2)
Votorantim Metals Canada Inc (4)
Wallbridge Mining Co Ltd
White Tiger Mining Corp
Wildcat Exploration Ltd (2)
Xstrata Copper Canada – Exploration (3)
Yukon Zinc Corporation (4)

2013 Safe Day Everyday Award

Congratulations to the following companies for achieving a lost-workday free record in 2013 – consecutive years of winning the award are in parentheses.

Altius Resources Inc (2)
Amarc Resources Ltd. (2)
Anglo American Exploration (Canada) Ltd. (5)
AREVA Resources Canada Inc. (2)
Aspinall Geological Consulting
AuRico Gold Inc (3)
Aurum Geological Consultants Inc.
Avalon Rare Metals Inc
Azimut Exploration Inc
Aztec Geoscience Inc. (3)
Beaupré Diamond Drilling Ltd.
BHP Billiton Canada Inc. (3)
Burton Consulting Inc (2)
Canada Zinc Metals Corp (2)
Cariboo Rose Resources Ltd (2)
Cartwright Drilling Inc.
Clifton Star Resources Inc
Constantia Resources Ltd. (2)
Cyr Drilling International
Darnley Bay Resources Ltd.
De Beers Canada Inc. - Exploration Division (2)
Detour Gold Corporation - Exploration
Eastfield Resources Ltd. (2)
Energold Minerals Inc
Excellon Resources Inc
FB Drilling Ltd (5)
First Point Minerals Corp
Fjordland Exploration Inc (7)
Foran Mining Corp
Geoclimb Consulting
Geological Survey of Newfoundland and Labrador (4)
Geotech Drilling Services Ltd.
Glencore (4)
Hard Creek Nickel Corporation
Hunter Dickinson Services Inc.
Independence Gold Corp (2)
Kaminak Gold Corp
KGHM International Ltd. (5)
Kiska Metals Corporation (3)
Manitoba Geological Survey
Minfocus Exploration Corp. (2)
New Brunswick Department of Energy and Mines (2)
Nova Scotia Geological Services Division
Ontario Geological Survey (6)
Orex Minerals Inc
Pacific Ridge Exploration Ltd (2)
PBG Geoscience
Purepoint Uranium Group Inc (2)
Quartz Mountain Resources Ltd (2)
Rainy River Resources Ltd
Rio Tinto Exploration Canada Inc
Rubicon Minerals Corp
Saskatchewan Geological Survey
Serengeti Resources Inc (2)
SnipGold Corp
TDB Consultants Inc.
Terracod Geoscience Services Ltd.
Thundermin Resources Inc
Tyhee Gold Corp
Vale Exploration Canada (3)
Victoria Gold Corp
Votorantim Metals Canada Inc (5)
Wallbridge Mining Co Ltd (2)
Wildcat Exploration Ltd (3)

PROFILE: Geotech Drilling Services Ltd.



Recipient of the 2013 Safe Day Everyday Gold Award

In 2006, Geotech Drilling Services Ltd. recognized a need for increased safety management and hired a full-time health and safety representative. Over the next two years, the company overhauled its health and safety policy, retrained its staff and emerged as a leader in developing and nurturing a safety culture among its crews that was transferred from client to client. The company designed and manufactured several innovative features on its drills, including guards, rod handlers and easily accessible emergency response equipment. Through consistent safety messaging and positive reinforcement, there was a dramatic decrease in incidents. In 2013, Geotech Drilling recorded 308,848 hours without a lost workday incident – earning the Safe Day Everyday Gold Award. Geotech Drilling has also received the Association for Mineral Exploration British Columbia's 2014 David Barr Award for Excellence in Leadership and Innovation in Mineral Exploration Health and Safety.

Geotech Drilling also takes pride in addressing safety issues as they occur. The Last-Minute Risk Assessment, for example, is a mental review of hazards for any activity, and near-miss and incident reporting forms are available to anyone at any time on the company's website. In short, Geotech Drilling sees safety as a way of life.



TOWARD A SAFE DAY EVERYDAY: The Canadian Mineral Exploration Health & Safety Annual Report 2012/2013 is jointly produced by the Association for Mineral Exploration British Columbia and the Prospectors & Developers Association of Canada.

AME BC

800-889 West Pender Street
Vancouver, BC V6C 3B2
Tel. 604.689.5271 Fax 604.681.2363
www.amebc.ca
info@amebc.ca

PDAC

135 King Street East
Toronto, ON M5C 1G6
Tel. 416.362.1969 Fax 416.362.0101
www.pdac.ca
info@pdac.ca

For more information or to acquire full survey data (confidential data removed) to help plan your own exploration program, AME BC and PDAC members are welcome to contact Jonathan Buchanan at 604.630.3923 or jbuchanan@amebc.ca.

COMPLETE THE CANADIAN MINERAL EXPLORATION HEALTH & SAFETY SURVEY: EXPLORATIONSURVEY.CA